

BMP®51 / BMP®53 Label Materials

bmp51

Self-Laminating Vinyl Wire & Cable Labels (B-427)

Features a clear, non-printable "tail" that wraps around the wire and overlaminates the printed text. Protected print area offers superior resistance to handling, solvents, oil, grease, dirt and water. Available as individual die-cut markers or continuous cut-to-length labels.

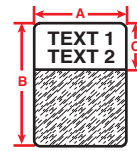


Figure 42

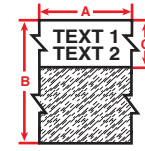


Figure 42a (continuous)



Fits Printer Model	Diagram	Catalog #	B#	Material	Color	Approx. Wire Gauge	Max. Wire Diameter	Label Width A Inch (mm)	Label Height B Inch (mm)	Print-On Height C Inch (mm)	Labels/ Roll
B-427 – Self-Laminating Vinyl											
BMP41, 51, 53	Fig. 42	M-11-427	B-427	Vinyl	BK on WT	16 - 10 Gauge	0.160" (4.06 mm)	0.500 (12.70)	0.750 (19.05)	0.375 (9.53)	360
BMP41, 51, 53	Fig. 42	M-136-427	B-427	Vinyl	BK on WT	16 - 10 Gauge	0.160" (4.06 mm)	1.000 (25.40)	0.750 (19.05)	0.375 (9.53)	200
BMP41, 51, 53	Fig. 42	M-47-427	B-427	Vinyl	BK on WT	12 - 10 Gauge	0.210" (5.33 mm)	0.500 (12.70)	1.000 (25.40)	0.375 (9.53)	360
BMP41, 51, 53	Fig. 42	M-48-427	B-427	Vinyl	BK on WT	12 - 10 Gauge	0.210" (5.33 mm)	0.750 (19.05)	1.000 (25.40)	0.375 (9.53)	200
BMP41, 51, 53	Fig. 42	M-49-427	B-427	Vinyl	BK on WT	12 - 10 Gauge	0.210" (5.33 mm)	1.000 (25.40)	1.000 (25.40)	0.375 (9.53)	200
BMP41, 51, 53	Fig. 42	M-102-427	B-427	Vinyl	BK on WT	10 - 4 Gauge	0.270" (6.86 mm)	0.500 (12.70)	1.250 (31.75)	0.375 (9.53)	200
BMP41, 51, 53	Fig. 42	M-143-427	B-427	Vinyl	BK on WT	10 - 4 Gauge	0.270" (6.86 mm)	1.000 (25.40)	1.250 (31.75)	0.500 (12.70)	200
BMP51, 53	Fig. 42	M-115-427	B-427	Vinyl	BK on WT	10 - 4 Gauge	0.270" (6.86 mm)	1.500 (38.10)	1.250 (31.75)	0.500 (12.70)	200
BMP41, 51, 53	Fig. 42	M-89-427	B-427	Vinyl	BK on WT	10 - 4 Gauge	0.320" (8.13 mm)	0.500 (12.70)	1.500 (38.10)	0.500 (12.70)	360
BMP41, 51, 53	Fig. 42	M-90-427	B-427	Vinyl	BK on WT	10 - 4 Gauge	0.320" (8.13 mm)	0.750 (19.05)	1.500 (38.10)	0.500 (12.70)	200
BMP41, 51, 53	Fig. 42	M-91-427	B-427	Vinyl	BK on WT	10 - 4 Gauge	0.320" (8.13 mm)	1.000 (25.40)	1.500 (38.10)	0.500 (12.70)	200
BMP41, 51, 53	Fig. 42	M-91-427-YL	B-427	Vinyl	BK on YL	10 - 4 Gauge	0.320" (8.13 mm)	1.000 (25.40)	1.500 (38.10)	0.500 (12.70)	200
BMP51, 53	Fig. 42	M-32-427	B-427	Vinyl	BK on WT	10 - 4 Gauge	0.320" (8.13 mm)	1.500 (38.10)	1.500 (38.10)	0.500 (12.70)	180
BMP41, 51, 53	Fig. 42	M-51-427	B-427	Vinyl	BK on WT	3 Gauge - 2/0	0.530" (13.46 mm)	1.000 (25.40)	2.500 (63.50)	0.750 (19.05)	80
BMP41, 51, 53	Fig. 42	M-51-427-YL	B-427	Vinyl	BK on YL	3 Gauge - 2/0	0.530" (13.46 mm)	1.000 (25.40)	2.500 (63.50)	0.750 (19.05)	80
BMP51, 53	Fig. 42	M-116-427	B-427	Vinyl	BK on WT	3 Gauge - 2/0	0.530" (13.46 mm)	1.500 (38.10)	2.500 (63.50)	0.750 (19.05)	80
BMP41, 51, 53	Fig. 42	M-53-427	B-427	Vinyl	BK on WT	3/0 - 400 kcmil	0.850" (21.59 mm)	1.000 (25.40)	4.000 (101.6)	1.000 (25.40)	70
BMP41, 51, 53	Fig. 42	M-53-427-YL	B-427	Vinyl	BK on YL	3/0 - 400 kcmil	0.850" (21.59 mm)	1.000 (25.40)	4.000 (101.6)	1.000 (25.40)	70
BMP51, 53	Fig. 42	M-33-427	B-427	Vinyl	BK on WT	3/0 - 400 kcmil	0.850" (21.59 mm)	1.500 (38.10)	4.000 (101.6)	1.000 (25.40)	70
BMP51, 53	Fig. 42	M-34-427	B-427	Vinyl	BK on WT	500 - 900 kcmil	1.300" (33.02 mm)	1.500 (38.10)	6.000 (152.40)	1.500 (38.10)	40
B-427 – Continuous Self-Laminating Vinyl											
BMP41, 51, 53	Fig. 42a	MC-750-427	B-427	Vinyl	BK on WT	16 - 10 Gauge	0.270" (6.86 mm)	25 ft. (7.62 m)	0.750 (19.05)	0.375 (9.53)	1 roll (cont.)
BMP51, 53	Fig. 42a	MC-1000-427	B-427	Vinyl	BK on WT	12 - 10 Gauge	0.850" (21.59 mm)	25 ft. (7.62 m)	1.000 (25.40)	0.375 (9.53)	1 roll (cont.)
BMP51, 53	Fig. 42a	MC-1250-427	B-427	Vinyl	BK on WT	10 - 4 Gauge	0.530" (13.46 mm)	25 ft. (7.62 m)	1.250 (31.75)	0.500 (12.70)	1 roll (cont.)
BMP51, 53	Fig. 42a	MC-1500-427	B-427	Vinyl	BK on WT	10 - 4 Gauge	0.270" (6.86 mm)	25 ft. (7.62 m)	1.500 (38.10)	0.500 (12.70)	1 roll (cont.)

* Approximate wire gauge based on AWG for THHN wire.

PermaSleeve® PS Wire Marking Sleeves (B-342)

Heat-shrink sleeves are the ultimate in marker durability, permanence and aesthetic appearance. Military / Industrial grade 3:1 shrink ratio. Meets several MIL, SAE and ASTM specs. Available as individual die-cut or continuous cut-to-length tubing.

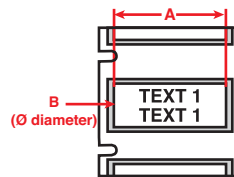


Figure 44

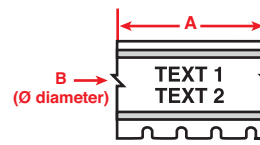


Figure 58



Fits Printer Model	Diagram	Catalog #	B#	Material	Color	Approx. Wire Gauge	For Wire Diameter Inch (mm) Min. Max	Sleeve Width A Inch (mm)	Supplied Diameter B Inch (mm)	Sleeves/ Roll
B-342 – PermaSleeve® PS Wire Marking Sleeve										
BMP41, 51, 53	Fig. 44	M-125-075-342	B-342	PermaSleeve	BK on WT	22-16 Gauge	0.046 - 0.110 (1.20 - 2.80 mm)	0.750 (19.1)	0.235 (5.97)	80
BMP51, 53	Fig. 44	M-125-1-342	B-342	PermaSleeve	BK on WT	22-16 Gauge	0.046 - 0.110 (1.20 - 2.80 mm)	1.015 (25.78)	0.235 (5.97)	80
BMP41, 51, 53	Fig. 58	MC-125-342	B-342	PermaSleeve	BK on WT	22-16 Gauge	0.046 - 0.110 (1.20 - 2.80 mm)	7 ft (2.13 m)	0.235 (5.97)	1 roll (cont.)
BMP41, 51, 53	Fig. 58	MC-125-342-YL	B-342	PermaSleeve	BK on YL	22-16 Gauge	0.046 - 0.110 (1.20 - 2.80 mm)	7 ft (2.13 m)	0.235 (5.97)	1 roll (cont.)
BMP41, 51, 53	Fig. 44	M-187-075-342	B-342	PermaSleeve	BK on WT	20-10 Gauge	0.062 - 0.150 (1.60 - 3.80 mm)	0.750 (19.1)	0.335 (8.51)	80
BMP51, 53	Fig. 44	M-187-1-342	B-342	PermaSleeve	BK on WT	20-10 Gauge	0.062 - 0.150 (1.60 - 3.80 mm)	1.015 (25.78)	0.335 (8.51)	80
BMP41, 51, 53	Fig. 58	MC-187-342	B-342	PermaSleeve	BK on WT	20-10 Gauge	0.062 - 0.150 (1.60 - 3.80 mm)	7 ft (2.13 m)	0.335 (8.51)	1 roll (cont.)
BMP41, 51, 53	Fig. 58	MC-187-342-YL	B-342	PermaSleeve	BK on YL	20-10 Gauge	0.062 - 0.150 (1.60 - 3.80 mm)	7 ft (2.13 m)	0.335 (8.51)	1 roll (cont.)
BMP41, 51, 53	Fig. 44	M-250-075-342	B-342	PermaSleeve	BK on WT	16-8 Gauge	0.094 - 0.215 (2.40 - 5.50 mm)	0.750 (19.1)	0.439 (11.15)	80
BMP51, 53	Fig. 44	M-250-1-342	B-342	PermaSleeve	BK on WT	16-8 Gauge	0.094 - 0.215 (2.40 - 5.50 mm)	1.015 (25.78)	0.439 (11.15)	80
BMP41, 51, 53	Fig. 58	MC-250-342	B-342	PermaSleeve	BK on WT	16-8 Gauge	0.094 - 0.215 (2.40 - 5.50 mm)	7 ft (2.13 m)	0.439 (11.15)	1 roll (cont.)
BMP41, 51, 53	Fig. 58	MC-250-342-YL	B-342	PermaSleeve	BK on YL	16-8 Gauge	0.094 - 0.215 (2.40 - 5.50 mm)	7 ft (2.13 m)	0.439 (11.15)	1 roll (cont.)
BMP41, 51, 53	Fig. 44	M-375-075-342	B-342	PermaSleeve	BK on WT	12-4 Gauge	0.125 - 0.320 (3.20 - 8.10 mm)	0.750 (19.1)	0.645 (16.38)	80
BMP51, 53	Fig. 44	M-375-1-342	B-342	PermaSleeve	BK on WT	12-4 Gauge	0.125 - 0.320 (3.20 - 8.10 mm)	1.015 (25.78)	0.645 (16.38)	80
BMP41, 51, 53	Fig. 58	MC1-375-342	B-342	PermaSleeve	BK on WT	12-4 Gauge	0.125 - 0.320 (3.20 - 8.10 mm)	7 ft (2.13 m)	0.645 (16.38)	1 roll (cont.)

* Approximate wire gauge based on AWG for THHN wire.